



## 24-Port 10/100/1000Mbps Switch with 4 1000M Combo Uplink

4Gbps  
SFP

Plug & Play

6KV  
Lightning Protection



S7200-24G4GC

### Key Features:

**Ports:** Provide 24\*10/100/1000Mbps Ethernet ports with 4 1000M Combo Uplink

**Self-adaption:** RJ45 port supports 10/100/1000Mbps Auto MDI/MDIX

**Fiber Port:** 4\*1000Mbps SFP Uplink

**Wide Application:** Designed for Wifi AP and IP Security camera.VoIP etc

**Surge protection:** Protect the device from lighting surges and others electrical hazards

**Easy to use:** Plug and play, No configuration required

**Installation:** Rack mount with easy installation

### High performance switch with 4 gigabit Combo Uplink

This 24 ports gigabit Switch provides a high-performance switch architecture that is capable of providing the non-blocking switch fabric and wire-speed throughput as high as 64Gbps, which greatly simplifies the tasks of upgrading the LAN for catering to increasing bandwidth demands. Besides, the Flow Control function of the switch enables routers and servers to directly connect to the Switch for fast and reliable data transfer.

All the RJ45 copper interfaces of the S7200-24G4GC support 10/100/1000Mbps auto-negotiation for optimal speed detection through RJ45 Category 6, 5 or 5e cables. It also supports standard for auto-MDI/MDI-X that can detect the type of connection to any Ethernet device without requiring special straight or crossover cables. With 4 SFP module slot available, the SFP uplink port is ideal for connecting the switch to the network's backbone, providing more than enough bandwidth and stability for ultra high speed data transferring, Beside the SFP can transmittes the data with Max 100Km distance with more economic solution

### Excellent Traffic Transmission

The S7200-24G4GC supports Store-and-Forward forwarding scheme to ensure low latency and high data integrity, which eliminates unnecessary traffic and relieves congestion on critical network paths. With an intelligent address recognition algorithm. The high data throughput and 64Gbps internal switching fabric make it ideal for most Gigabit environments, especially when network is upgraded to a Gigabit environment.

### Fanless Design

With its good ventilation design, this switch is able to operate all along without a fan, thus reducing substantial power consumption and creating a noiseless environment. It is definitely the best choice for any working environment without affecting its performance.

# S7200-24G4GC

24 ports 10/100/1000Mbps Ethernet Switch with 4 gigabit Combo Uplink

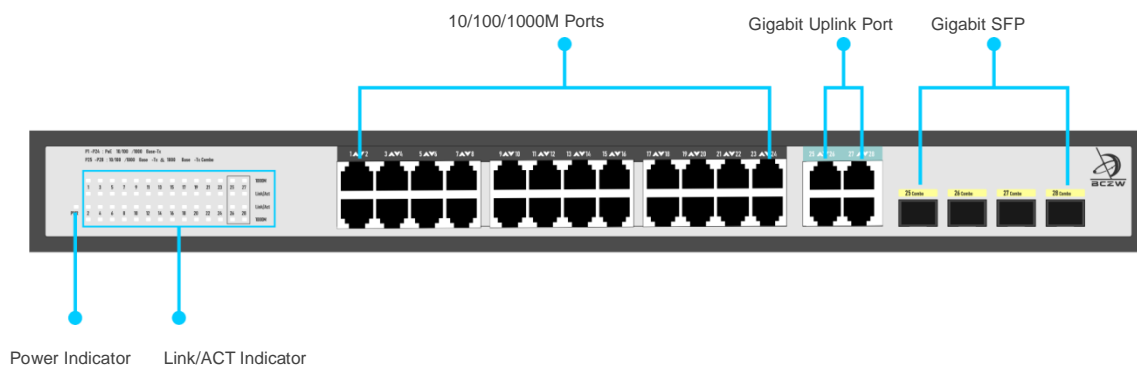
## Technical Datasheet

Model	SP7200-24G4GC	
Hardware Specifications		
Connector	24 10/100/1000BASE-T RJ45 auto MDI/MDIX ports	
Uplink port	4 10/100/1000BASE-T RJ45 auto MDI/MDIX port	
	4 1000 Base-X SFP Slots	
LED Display	Power Indicator: PWR(green).	
	Network Indicator: Link(yellow)	
	SFP: Green	
Thermal Fan	Fanless Design	
Network Standard	IEEE802.3i 10 BASE-T	
	IEEE802.3u 100 BASE-TX	
	IEEE802.3ab/z 1000 BASE-TX	
	IEEE802.3x Flow Control	
	IEEE802.3az EEE	
Switch Architecture	Store and Forward	
Transmission model	IEEE802.3X full-duplex and Backpressure half-duplex	
Switch Performance	Backplane bandwidth	64Gbps
	Packet forwarding rate	47.62Mpps
	MAC address	16k
Power requirement	AC100-240V 50/60Hz	
ESD Protection	6KV ESD	
Dimension (W x D x H)	440 x 190 x 45mm (17.32in x 7.48n x 1.75in)	
Weight	< 2.9kg	
Environment	Operating temperature: -20℃~55℃， operating humidity: 5%~95%	
	Storage temperature: -40℃~75℃， storage humidity: 5%~95%	
Safety	FCC Part15 Class A,CE,RoHs	


# S7200-24G4GC

24 ports 10/100/1000Mbps Ethernet Switch with 4 gigabit Combo Uplink

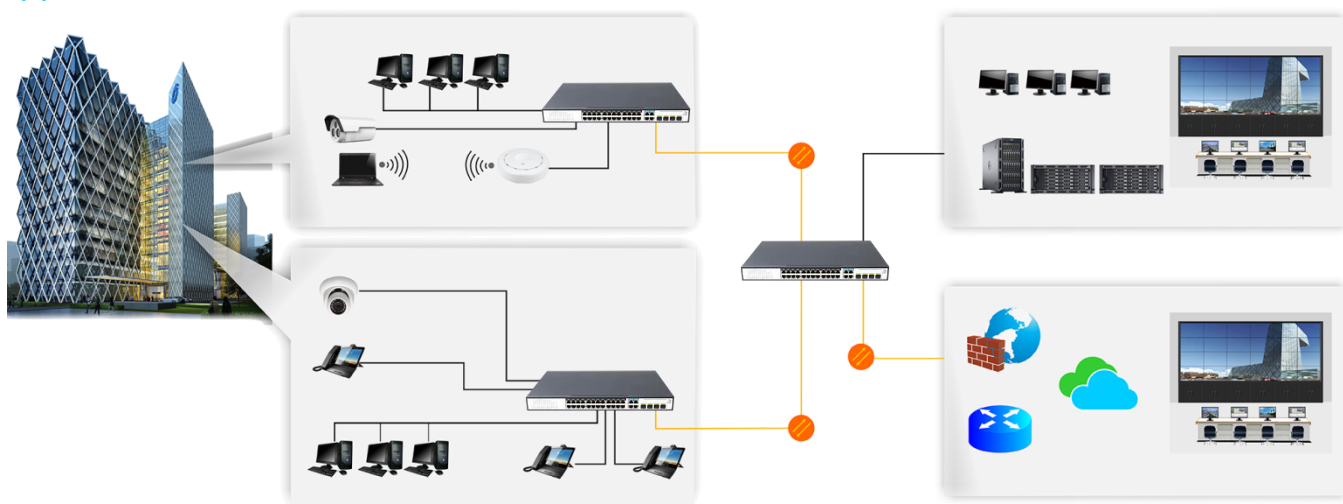
## Interfaces



## Structure Diagrams



## Applications



## Ordering Information

S7200-24G4GC

24 Ports 10/100/1000Mbps switch with 4 Gigabit Combo Uplink, 6KV surge protection