



1-Port 10/100/1000Mbps

Industrial PoE Switch

with 1 SFP



DIN
Rail



IES7310-1PGE1GF-DC

Key Features:

Ports: Provide 1*10/100/1000Mbps PoE ports with 1* 1000Mbps SFP

PoE Standard: IEEE802.3af/at Power over Ethernet (PoE) Compliant

Self-adaption: RJ45 port supports 10/100/1000Mbps Auto MDI/MDIX

Industrial Installation: Din Rail mounting installation

Wide Application: Designed for Railway, traffic etc some Industrial environment

Surge protection: Protect the device from lighting surges and others electrical hazards

Working Temperature: -40 to 85 degrees operating temperature

Considerate Design: IP40 Industrial enclosure

Easy to use: Plug and play, No configuration required

Environmentally Hardened Design

With the **IP40** metal industrial case which provides a high level of immunity against electromagnetic interference and heavy electrical surges, Being able to operate under the temperature range from **-40 to 85 degrees C**, the IES7310-1PGE1GF-DC can be placed in almost any difficult environment.



Dual Power input for High Availability Network

Featuring a strong dual power input system with wide-ranging voltages (48V~54V DC) incorporated into customer's automation network to enhance system reliability and uptime which make the installation more flexible and convenient.



Surge Protection Design

provides contact discharge of $\pm 8\text{KV}$ DC and air discharge of $\pm 15\text{KV}$ DC for Ethernet ESD protection. It also supports $\pm 6\text{KV}$ surge immunity to improve product stability and protects users' networks from devastating ESD attacks, making sure the flow of operation does not fluctuate.



Gigabit SFP Uplink Port

With two SFP module slot available, the SFP uplink port is ideal for connecting the switch to the network's backbone, providing more than enough bandwidth and stability for ultra high speed data transferring, Beside the SFP can transmitte the date with Max 100Km distance with more economic solution.



IES7310-1PGE1GF-DC

1-Port 10/100/1000Mbps Industrial PoE Switch with 1 SFP

Technical Datasheet

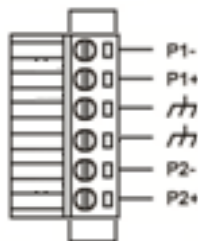
Model	IES7310-1PGE1GF-DC		
Hardware Specifications			
ports	1* 10/100/1000BASE-T RJ45 auto-MDI/MDI-X ports		
	1* 1000Mbps SFP Slot		
Connector	Removable 6-pin terminal block		
	Pin 1/2 for Power 1; Pin 3/4 for PG, Pin 5/6 for Power 2		
LED Display	Power Indicator: PWR(green).Network Indicator: Link(yellow) SFP: Green		
Power requirements	48~54V DC		
Power Consumption	Less than 3 Watts		
Power Connector	Removable 4-pin terminal block,Pin 1/2 for Power 1; Pin 3/4 for Power 2		
Installation	DIN-rail kit and wall-mount kit		
Switch Performance	Backplane bandwidth		10Gbps
	Packet forwarding rate		2.98Mpps
	MAC address		4k
	Flow control	Back pressure for half duple. IEEE 802.3x pause frame for full duplex	
Enclosure	IP40 Metal case		
ESD Protection	6KV ESD		
Dimension(W x D x H)	30 x 90 x 130mm (1.18in x 3.54in x 5.12in)		
Weight	< 0.55Kg		
Power over Ethernet (PoE) Specifications			
Network standard	IEEE802.3i 10 BASE-T		
	IEEE802.3u 100 BASE-TX		
	IEEE802.3ab 1000BASE-T		
	IEEE802.3x Flow Control		
	IEEE802.3af Power over Ethernet		
	IEEE802.3at Power over Ethernet		
	IEEE802.3az EEE		
PoE Standard	IEEE 802.3af Power over Ethernet/PSE		
	IEEE 802.3at Power over Ethernet Plus/PSE		
PoE Supply Type	1/2(+), 3/6(-) End-span		
PoE Power Output	Per Port 52V DC, 300mA. max. 15.4 watts (IEEE 802.3af)		
	Per Port 52V DC, 600mA. max. 30 watts (IEEE 802.3at)		
PoE Power budget	45/65W Optional		
Environment			
Environment specification	Operating temperature: -40℃~85℃ , operating humidity: 5%~95%		
	Storage temperature: -40℃~85℃ , storage humidity: 5%~95%		
Warranty	5 Years		

IES7310-1PGE1GF-DC

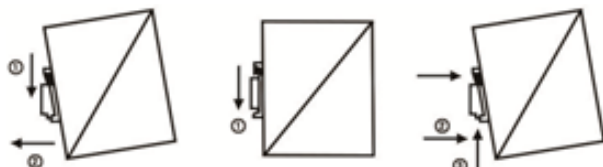
1-Port 10/100/1000Mbps Industrial PoE Switch with 1 SFP

Installation Models

Power Terminal

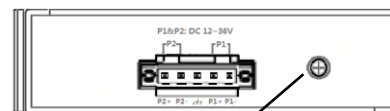


- ◆ 6-pin 3.81mm-spacing plug-in terminal
- ◆ 48V-56VDC wide voltage input
- ◆ P1&P2 dual power input
- ◆ Reverse protection



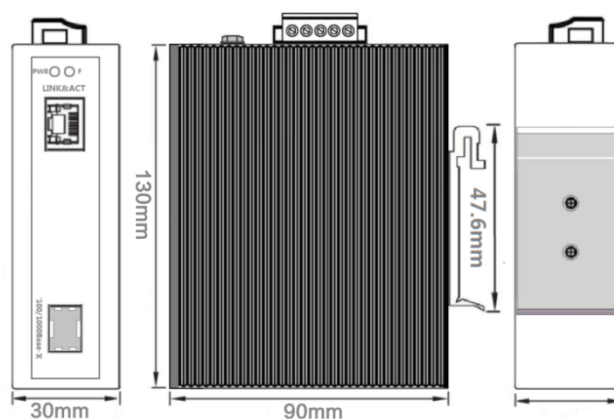
Din-Rail

Earth Protection

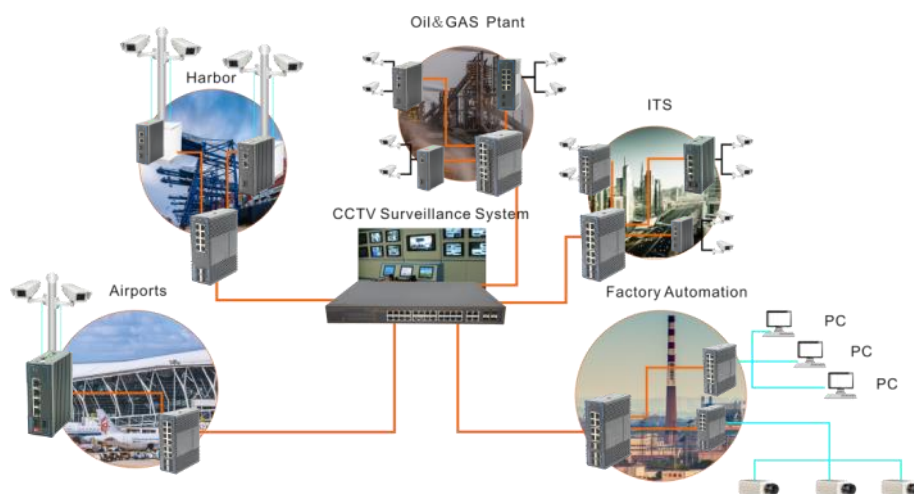


Ground terminal or screw

Mechanical Drawing



Applications



Ordering Information

IES7310-1PGE1GF-DC

1 Ports 10/100/1000Mbps Industrial PoE Switch With 1 SFP