



4-Port 10/100/1000Mbps Industrial Switch with 1 SC



IES7211-4G1GFX-DC



Key Features:

Ports: Provide 4*10/100/1000Mbps Ethernet ports with 1 1000Mbps SC

Self-adaption: RJ45 port supports 10/100/1000Mbps Auto MDI/MDIX

Industrial Installation: Din Rail mounting installation

Wide Application: Designed for Railway, traffic etc some Industrial environment

Surge protection: Protect the device from lighting surges and others electrical hazards


Working Temperature: -40 to 85 degrees operating temperature

Considerate Design: IP40 Industrial enclosure

Easy to use: Plug and play, No configuration required

Environmentally Hardened Design

With the **IP40** metal industrial case which provides a high level of immunity against electromagnetic interference and heavy electrical surges, Being able to operate under the temperature range from **-40 to 85 degrees C**, the IES7211-4G1GFX-DC can be placed in almost any difficult environment.



Dual Power input for High Availability Network

Featuring a strong dual power input system with wide-ranging voltages (12V~36V DC) incorporated into customer's automation network to enhance system reliability and uptime which make the installation more flexible and convenient.

Surge Protection Design

provides contact discharge of $\pm 8\text{KV}$ DC and air discharge of $\pm 15\text{KV}$ DC for Ethernet ESD protection. It also supports $\pm 6\text{KV}$ surge immunity to improve product stability and protects users' networks from devastating ESD attacks, making sure the flow of operation does not fluctuate.



IES7211-4G1GFX-DC

4-Port 10/100/1000Mbps Industrial Switch with 1 SC

Technical Datasheet

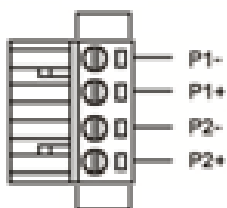
Model	IES7211-4G1GFx-DC		
Hardware Specifications			
ports	4* 10/100/1000BASE-T RJ45 auto-MDI/MDI-X ports 1* 1000Mbps SC		
Connector	Removable 4-pin terminal block Pin 1/2 for Power 1; Pin 3/4 for Power 2		
LED Display	Power Indicator: PWR(green).Network Indicator: Link(yellow) Fiber: Green		
Power requirements	12~36V DC		
Installation	DIN-rail kit and wall-mount kit		
Switch Performance	Backplane bandwidth		10Gbps
	Packet forwarding rate		7.44Mpps
	MAC address		4k
	Flow control	Back pressure for half duple. IEEE 802.3x pause frame for full duplex	
Enclosure	IP40 Metal case		
ESD Protection	6KV ESD		
Dimension(W x D x H)	38 x 95 x 135mm (1.5in x 3.74in x 4.65in)		
Weight	<0.35Kg		
Standards Conformance			
Network standard	IEEE 802.3 10Base-T		
	IEEE 802.3u 100Base-Tx		
	IEEE 802.3ab 1000Base-T		
	IEEE 802.3x Full-Duplex Flow Control		
	IEEE 802.3z 1000Base-X		
Stability Testing	FCC CFR47 Part 15, EN55022/CISPR22, Class A		
	EMS:		
	IEC61000-4-2 (ESD): ±8kV (contact), ±15kV (air)		
	IEC61000-4-3 (RS): 10V/m (80MHz-2GHz)		
	IEC61000-4-4 (EFT): Power Port: ±4kV; Data Port: ±2kV		
	IEC61000-4-5 (Surge): Power Port: ±2kV/DM, ±4kV/CM; Data Port: ±2kV		
	IEC61000-4-6 (CS): 3V (10kHz-150kHz); 10V (150kHz-80MHz)		
	IEC61000-4-16 (Common mode conduction): 30V (cont.), 300V (1s)		
	IEC 60068-2-32 (free fall)		
	IEC 60068-2-27 (shock)		
	IEC 60068-2-6 (vibration)		
Environment			
Environment specification	Operating temperature: -40℃~85℃， operating humidity: 5%~95%		
	Storage temperature: -40℃~85℃， storage humidity: 5%~95%		
Warranty	5 Years		

IES7211-24G1GFX-DC

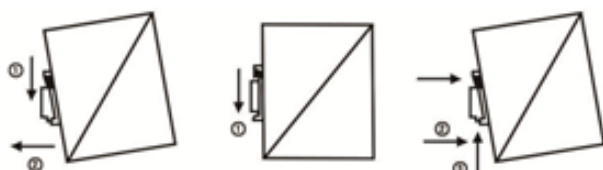
4-Port 10/100/1000Mbps Industrial Switch with 1 SC

Installation Models

Power Terminal

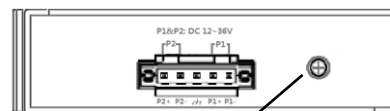


- ◆ 4-pin 3.81mm-spacing plug-in terminal
- ◆ 12V-36VDC wide voltage input
- ◆ P1&P2 dual power input
- ◆ Reverse protection



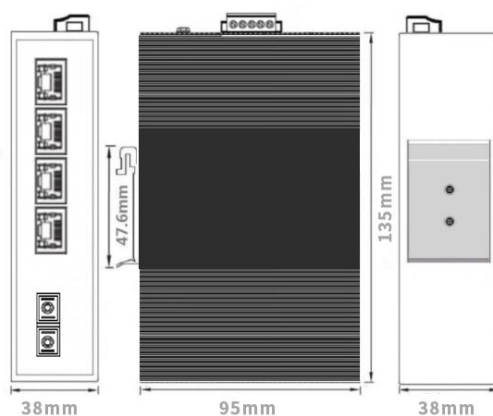
Din-Rail

Earth Protection

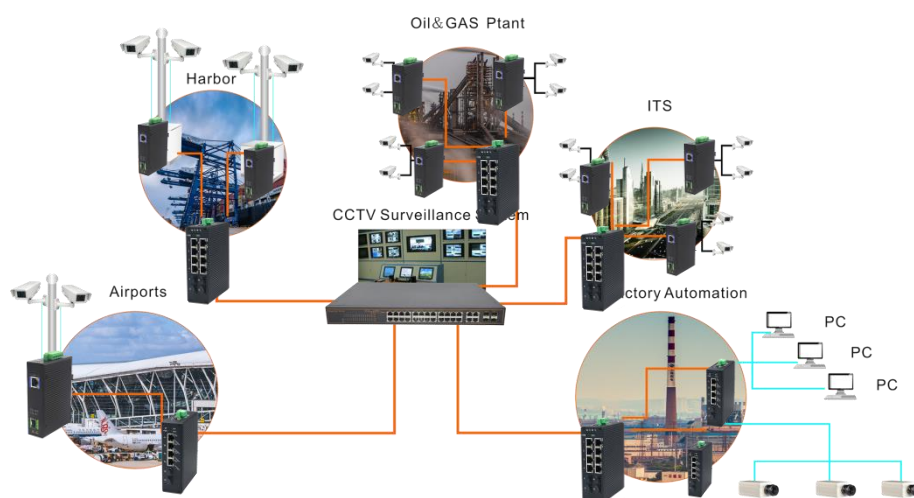


Ground screw

Mechanical Drawing



Applications



Ordering Information

IES7211-4G1GFX-DC 4 Ports 10/100/1000Mbps Industrial Ethernet Fiber converter With 1 SC