



16-Port 10/100/1000Mbps

Managed Switch with 2 1000M

SFP Uplink

IPv6/IPv4
ACL/QoS

MSTP
RSTP

6KV
Lightning Protection



S7500-16G2GF-L2M

Key Features:

Ports: Provide 16*10/100/1000Mbps Ethernet ports with 2* 1000M SFP Uplink, 1Console □

Self-adaption: RJ45 port supports 10/100/1000Mbps Auto MDI/MDIX

Fiber Port: 2*1000Mbps SFP Uplink

Wide Application: Designed for Wifi AP and IP Security camera.VoIP etc

Managed: Support remote web managed,VLAN and storm contro and IPV6 managementl etc.

Surge protection: Protect the device from lighting surges and others electrical hazards

Installation: Rack mount with easy installation

High performance switch with 2 gigabit SFP Uplink

This 16 ports gigabit Switch provides a high-performance switch architecture that is capable of providing the non-blocking switch fabric and wire-speed throughput as high as 56Gbps, which greatly simplifies the tasks of upgrading the LAN for catering to increasing bandwidth demands. Besides, the Flow Control function of the switch enables routers and servers to directly connect to the Switch for fast and reliable data transfer.

All the RJ45 copper interfaces of the S7500-16G2GF-L2M support 10/100/1000Mbps auto-negotiation for optimal speed detection through RJ45 Category 6, 5 or 5e cables. It also supports standard for auto-MDI/MDI-X that can detect the type of connection to any Ethernet device without requiring special straight or crossover cables. With 2 SFP module slot available, the SFP uplink port is ideal for connecting the switch to the network's backbone, providing more than enough bandwidth and stability for ultra high speed data transferring, Beside the SFP can transmitt the date with Max 100Km distance with more economic solution

Cost-effective IPv6 Managed Gigabit Ethernet Switch Solution

With layer 2+ managed Gigabit Ethernet Switch, It provides IPv6/IPv4 management and built-in L2/L4 Gigabit Switching engine, and supports high-speed transmission of surveillance images and videos.

Robust Layer 2 Features

With The S7500 series can be programmed for advanced switch management functions, such as dynamic port link aggregation, , Multiple Spanning Tree Protocol (MSTP), Layer 2/4 QoS, bandwidth control and IGMP/MLD snooping. The S7500 series allows the operation of a high-speed trunk combining multiple ports. It consists of a maximum of 9 trunk groups with 2 ports for each group, and supports connection fail-over as well.

Surge Protection Design

Reaching 6KV surge protection, the Ethernet ports owns the capacity to keep the Ethernet Switch from lightning strikes and other electrical surges. offering reliable performance even in some harsh environments.

S7500-16G2GF-L2M

16 ports 10/100/1000Mbps Managed Ethernet Switch with 2 gigabit SFP Uplink

Technical Datasheet

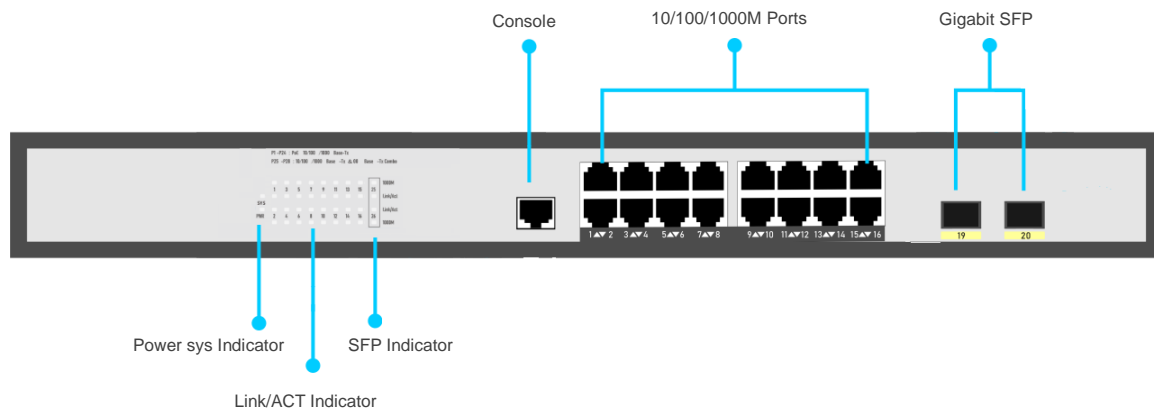
Model	SP7500-16G2GF-L2M	
Hardware Specifications		
Connector	16* 10/100/1000BASE-T RJ45 auto MDI/MDIX ports	
	2* 1000 Base-X SFP Slots Ulink	
	1*Console	
Uplink port	2* 1000 Base-X SFP Slots	
LED Display	Power Indicator: PWR(green).	
	Network Indicator: Link(yellow)	
	SFP: Green	
Thermal Fan	Fanless Design	
Network Standard	IEEE802.3i 10 BASE-T	
	IEEE802.3u 100 BASE-TX	
	IEEE802.3ab/z 1000 BASE-TX	
	IEEE802.3x Flow Control	
	IEEE802.3az EEE	
Switch Architecture	Store and Forward	
Transmission model	IEEE802.3X full-duplex and Backpressure half-duplex	
Switch Performance	Backplane bandwidth	56Gbps
	Packet forwarding rate	27Mpps
	MAC address	8k
Power requirement	AC100-240V 50/60Hz	
ESD Protection	6KV ESD	
Dimension(W x D x H)	440 x 190 x 45mm (17.32in x 7.48n x 1.75in)	
Weight	<3kg	
Environment	Operating temperature: -20℃~55℃ , operating humidity: 5%~95%	
	Storage temperature: -40℃~75℃ , storage humidity: 5%~95%	
Safety	FCC Part15 Class A,CE,RoHs	
Layer 2 Functions		
Port Mirroring	TX / RX / both Many-to-1 monitor	
Vlan	802.1Q tagged-based VLAN	
	Up to 256 VLAN groups, out of 4094 VLAN IDs	
	Voice VLAN;Protocol VLAN;Private VLAN (Protected port),GVRP	
Link Aggregation	IEEE 802.3ad LACP and static trunk	
	Supports 8 groups of 8-port trunk	
Spanning Tree Protocol	STP, IEEE 802.1D Spanning Tree Protocol	
	RSTP, IEEE 802.1w Rapid Spanning Tree Protocol	
	MSTP, IEEE 802.1s Multiple Spanning Tree Protocol	
IGMP Snooping	IGMP (v2/v3) snooping	
	IGMP querier	
	Up to 256 multicast groups	

MLD Snooping	MLD (v1/v2) snooping, up to 256 multicast groups
Access Control List	IPv4/IPv6 IP-based ACL / MAC-based ACL
QoS	8 mapping ID to 8 level priority queues --- Port number --- 802.1p priority --- 802.1Q VLAN tag --- DSCP field in IP packet Traffic classification based, strict priority and WRR
Security	IEEE 802.1X port-based authentication Built-in RADIUS client to co-operate with RADIUS server RADIUS / TACACS+ user access authentication IP-MAC port binding MAC filtering Static MAC address DHCP Snooping and DHCP Option82 STP BPDU guard, BPDU filtering and BPDU forwarding DoS attack prevention ARP inspection IP source guard
Management Function	
Basic Management Interfaces	Web browser / Telnet / SNMP v1, v2c, V3 Firmware upgrade by HTTP / TFTP protocol through Ethernet network Remote / Local Syslog, System log, LLDP protocol, SNTP
Secure Management Interfaces	SSH, SSL, SNMP
SNMP MIBs	RFC 1213 MIB-II RFC 1215 Generic Traps RFC 1493 Bridge MIB RFC 2674 Bridge MIB Extensions RFC 2737 Entity MIB (Version 2) RFC 2819 RMON (1, 2, 3, 9) RFC 2863 Interface Group MIB RFC 3635 Ethernet-like MIB


S7500-16G2GF-L2M

16 ports 10/100/1000Mbps Managed Ethernet Switch with 2 gigabit SFP Uplink

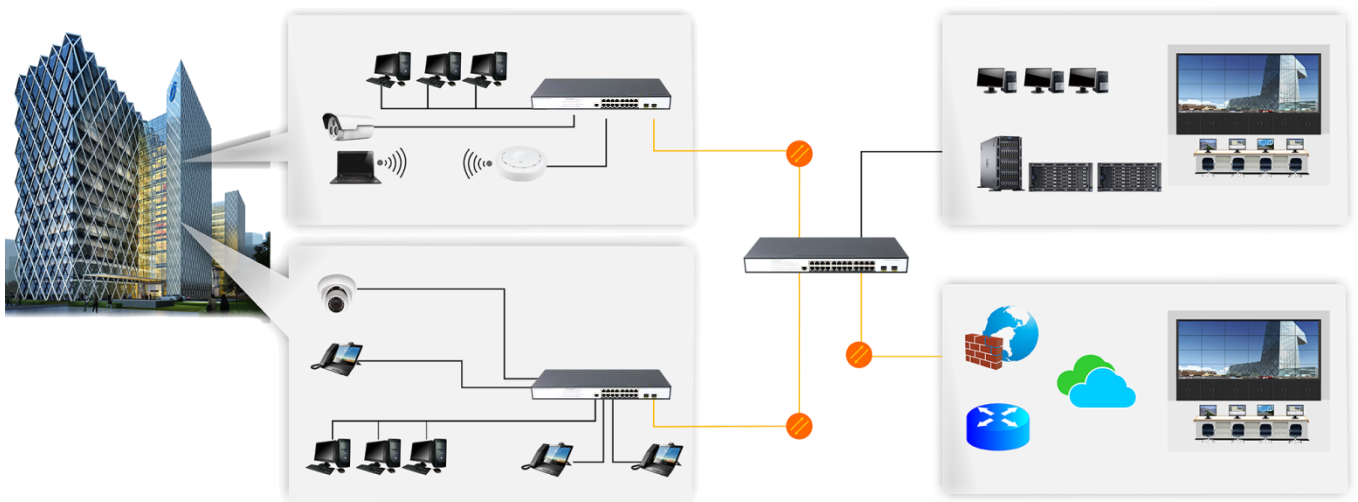
Interfaces



Structure Diagrams



Applications



Ordering Information

S7500-16G2GF-L2M	16 Ports 10/100/1000Mbps Managed switch with 2 Gigabit SFP Uplink, 6KV surge protection
------------------	---