



## 16Ports 1000Mbps Managed PoE Switch with 4 Ports 10G SFP+

IPv6/IPv4  
ACL/QoS

MSTP  
RSTP

6KV  
Lightning Protection



SP7500-16GP4TF-L3M

### Key Features:

**Ports:** Provide 16\*1000Mbps PoE ports with 4 Ports 10G SFP+ Uplink, 1 USB, 1 Console.

**PoE Standard:** IEEE802.3af/at Power over Ethernet (PoE) Compliant

**Self-adaption:** RJ45 port supports 10/100/1000Mbps Auto MDI/MDIX

**Fiber Port:** 4 Ports 1/10G SFP+ Uplink

**Wide Application:** Designed for Wifi AP and IP Security camera.VoIP etc

**Managed:** Support remote web managed,VLAN and storm control and IPV6 management etc.

Layer3 Features, Static route, RIP, OSPF etc.

**Surge protection:** Protect the device from lighting surges and others electrical hazards

**Considerate Design:** Rack mount design with easy installation

### Introducing a new Gigabit Managed POE Switch for future-proof deployments

Benchu Group 16-Port Gigabit Smart PoE+ Switch with 16 1000BASE-T PoE+ ports and four 10G SFP+ slots, It delivers advanced management features with an 256Gbps switching capacity. The SP7500-16GP4TF-L3M is equipped with 1000BASE-T PoE+ ports that provide higher gigabit speeds capable of up to 1000Mbps over existing Cat5e or better cabling. This switch provides eight PoE+ connections with a Max power budget of 300W, and supplies up to 30W of power per port for devices such as wireless access points, PTZ IP cameras, and VoIP telephony systems.

### 1000Mbps Capability for Diversified Bandwidth Applications

With the terminal access rates of 802.11ac wireless APs reaching as high as 1Gbps, 100M ports has been unable to satisfy the demand. Supporting 1Gbps capability and 802.3af/at POE output, the SP7500-24GP4TF-L3M can deliver not only data to 802.11ac wireless APs, but also power to other powered devices such as APs and IP cameras.

### 10 Gbps SFP Ports Optimize Network Performance

The SP7500-16GP4TF-L3M provides greater bandwidth and powerful processing capacity. It offers a maximum 40Gbps uplink bandwidth through the Four 1/10Gbps SFP+ ports. In addition, the administrator can flexibly choose the suitable SFP/SFP+ transceiver according to the transmission distance or the transmission speed required to extend the network efficiently.

### Cost-effective IPv6 Managed Gigabit Ethernet Switch Solution

With layer 3 managed Gigabit Ethernet Switch, It provides IPv6/IPv4 management and built-in L2/L4 Gigabit Switching engine, and supports high-speed transmission of surveillance images and videos.

### Surge Protection Design

Reaching 6KV surge protection, the Ethernet ports owns the capacity to keep the Ethernet Switch from lightning strikes and other electrical surges, offering reliable performance even in some harsh environments.

# SP7500-16GP4TF-L3M

16 ports 1000Mbps Managed PoE Switch with 4 Ports 10G SFP+ Uplink

## Technical Datasheet

Model	SP7500-16GP4TF-L3M	
Hardware Specifications		
Connector	16*10/100/1000BASE-T RJ45 auto MDI/MDIX ports	
	4*1/10G Base-X SFP+ Slots Uplink	
	1 Console port, 1 USB Port	
Uplink port	4 10G Base-X SFP+ Slots	
LED Display	Power Indicator: PWR(green).	
	Network Indicator: Link(yellow)	
	POE: Orange	
	SFP: Green	
Thermal Fan	2 Fans	
Network Standard	IIEEE 802.3u 100BASE-TX/100BASE-FX	
	IEEE 802.3z 1000BASE-SX/LX	
	IEEE 802.3ab 1000BASE-T	
	IEEE 802.3ae 10Gb/s Ethernet	
	IEEE 802.3x flow control and back pressure	
	IEEE802.3az EEE	
Switch Architecture	Store and Forward	
Transmission model	IEEE802.3X full-duplex and Backpressure half-duplex	
Switch Performance	Backplane bandwidth	256Gbps
	Packet forwarding rate	112.23Mpps
	MAC address	32k
Power requirement	AC100-240V 50/60Hz	
ESD Protection	6KV ESD	
Dimension	440mm x 290mm x 44.5mm(17.32in x 11.42in x 1.75in)	
Weight	3.9kg	
Environment	Operating temperature: -20℃~55℃ , operating humidity: 5%~95%	
	Storage temperature: -40℃~75℃ , storage humidity: 5%~95%	
Safety	FCC Part15 Class A,CE,RoHs	

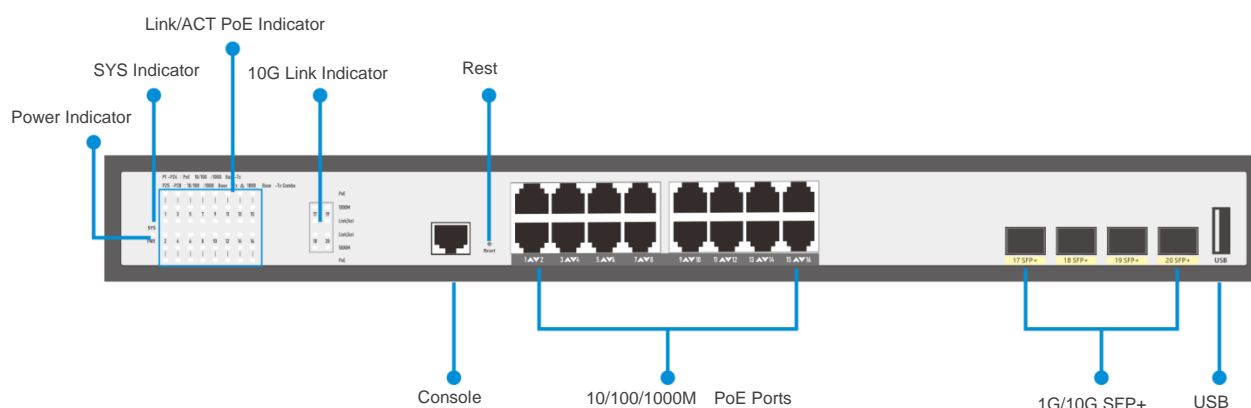
Power over Ethernet (PoE) Specifications		
PoE Standard	IEEE 802.3af Power over Ethernet/PSE	
	IEEE 802.3at Power over Ethernet Plus/PSE	
PoE Supply Type	1/2(+), 3/6(-) End-span	
PoE Power Output	Per Port 52V DC, 300mA. max. 15.4 watts (IEEE 802.3af)	
	Per Port 52V DC, 600mA. max. 30 watts (IEEE 802.3at)	
PoE Power budget	300W	

Layer 3 Functions	
Port Mirroring	TX / RX / both    Many-to-1 monitor
Vlan	802.1Q tagged-based VLAN Up to 256 VLAN groups, out of 4094 VLAN IDs 802.1ad Q-in-Q tunneling Voice VLAN;Protocol VLAN;Private VLAN (Protected port),GVRP
Link Aggregation	IEEE 802.3ad LACP and static trunk Supports 8 groups of 8-port trunk
Spanning Tree Protocol	STP, IEEE 802.1D Spanning Tree Protocol RSTP, IEEE 802.1w Rapid Spanning Tree Protocol MSTP, IEEE 802.1s Multiple Spanning Tree Protocol
IGMP Snooping	IGMP (v2/v3) snooping; IGMP querier; Up to 256 multicast groups
MLD Snooping	MLD (v1/v2) snooping, up to 256 multicast groups
Access Control List	IPv4/IPv6 IP-based ACL / MAC-based ACL
PoE Management	Open or close port Standard POE scheduling management Power and current display Automatic restarting function of equipment dead machine Timing Support IP bindings restarting
Layer 3 Features	IPv4/IPv6 VRRP, the maximum group is 255 IPv4/IPv6 static route/default route supports up to 128 entries IPv4 dynamic routing, RIPv1/v2, OSPFv2, BGP4+, 4000 routing entries IPv6 dynamic routing OSPFv3, BGP+, RIPv6, IPv6 management, 1000 routing entries L3 network management function, IPv4/IPv6 dual-stack management Layer 3 routing and forwarding, support communication between different network segments and different VLANs
QoS	8 mapping ID to 8 level priority queues --- Port number --- 802.1p priority --- 802.1Q VLAN tag --- DSCP field in IP packet Traffic classification based, strict priority and WRR
Security	IEEE 802.1X port-based authentication Built-in RADIUS client to co-operate with RADIUS server RADIUS / TACACS+ user access authentication; IP-MAC port binding; MAC filtering; Static MAC address; DHCP Snooping and DHCP Option82; STP BPDU guard, BPDU filtering and BPDU forwarding; DoS attack prevention; ARP inspection
Management Function	
Basic Management Interfaces	Web browser / Telnet / SNMP v1, v2c, V3 Firmware upgrade by HTTP / TFTP protocol through Ethernet network Remote / Local Syslog, System log, LLDP protocol, SNTP
Secure Management Interfaces	SSH, SSL, SNMP
SNMP MIBs	RFC 1213 MIB-II RFC 1215 Generic Traps RFC 1493 Bridge MIB RFC 2674 Bridge MIB Extensions RFC 2819 RMON (1, 2, 3, 9) RFC 2863 Interface Group MIB RFC 3635 Ethernet-like MIB

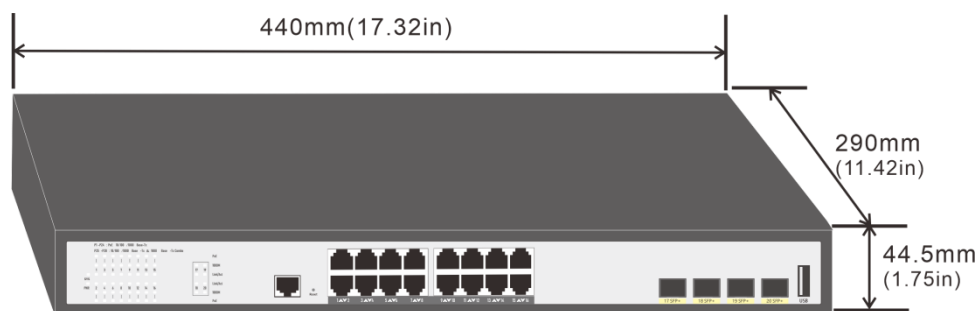
# SP7500-16GP4TF-L3M

16 ports 1000Mbps Managed PoE Switch with 4 Ports 10G SFP+ Uplink

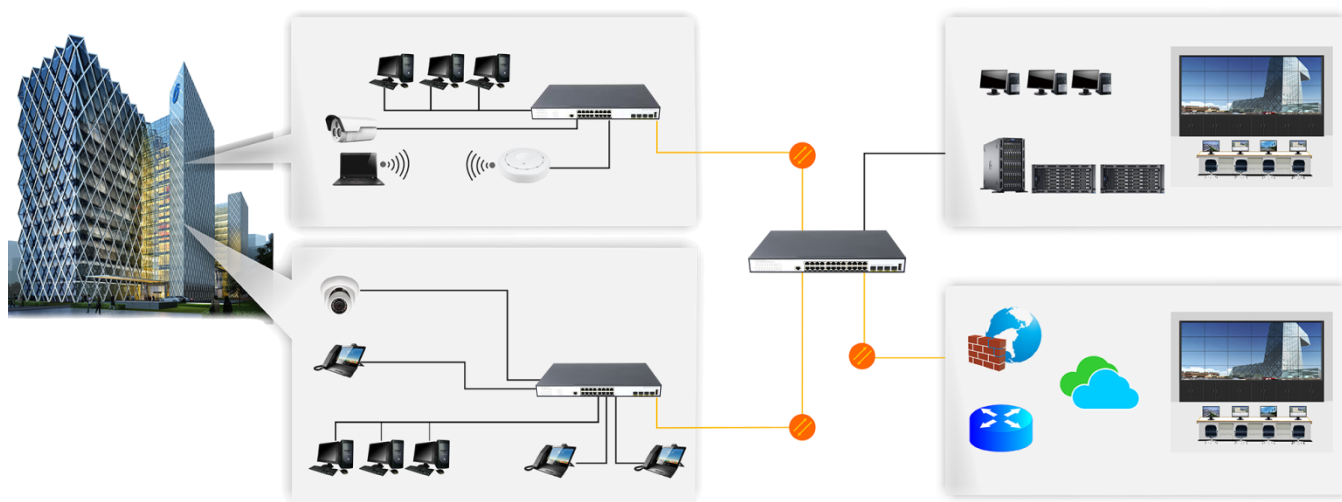
## Interfaces



## Structure Diagrams



## Applications



## Ordering Information

SP7500-16GP4TF-L3M

16 Ports 10/100/1000Mbps Layer3 Managed PoE switch with 4 Ports 10G SFP+ Uplink, 1 USB, 1 Console, 6KV surge protection, 300W, rack mount installation