




24-Port 10/100M PoE Switch with 2 Gigabit Uplink



SP5200-24PFE2GE-AI

Key Features:

Ports: Provide 24*10/100Mbps PoE ports and 2 *1000Mbps Uplink

PoE Standard: IEEE802.3af/at Power over Ethernet (PoE) Compliant

Total Power: Total power budget of 300W and 30W for all single PoE ports

AI Mode: automated PD monitoring and real-time PoE status.

Extend Mode: Extend PoE up to 250m on one single cable

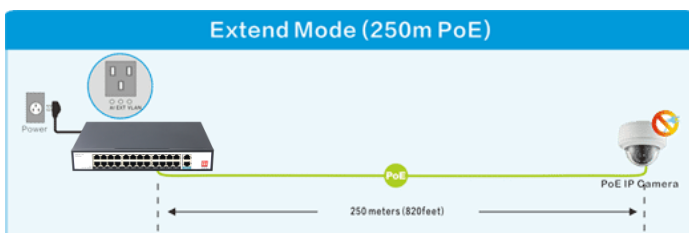
VLAN Mode: features port-based VLAN function that helps to prevent the IP camera's multicast or broadcast storm from influencing each other.

Wide Application: Designed for Wifi AP and IP Security camera.VoIP etc

Surge protection: Protect the device from lightning surges and others electrical hazards

Versatile PoE Port

Featuring 24* 10/100Mbps PoE ports which support IEEE802.3af/at standard and 2 * 1000Mbps Uplink. the Benchu Group PoE switch provides Maximun power budget of 300W and 30W for single PoE ports sepectively,allowing users to have several different Networking products configured




Flexible Extend Mode

With the extend mode, the PoE Switch Series is able to offer more flexible choices for long range transmission, extending the distance up to 250m, which is greatly helpful to bring better user experience.

AI Mode Powered Device Alive Check

The SP5200-24PFE2GE-AI adopts not only PoE technology, but also automated PD monitoring and real-time PoE status. It also will greatly enhance the network reliability in that the PoE port will reset the PD power, thus reducing administrator's management burden.



VLAN Mode

The "VLAN" operation mode features port-based VLAN function that helps to prevent the IP camera's multicast or broadcast storm from influencing each other.

SP5200-24PFE2GE-AI

24-Port PoE Switch with 2 Gigabit Uplink

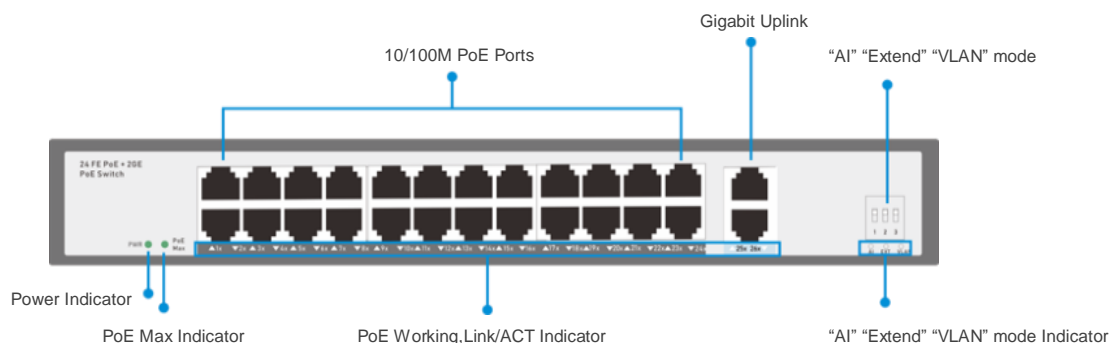
Technical Datasheet

Model	SP5200-24PFE2GE-AI	
Hardware Specifications		
Connector	24* 10/100BASE-T RJ45 auto MDI/MDIX ports	
	2* 10/100/1000BASE-T RJ45 auto MDI/MDIX ports	
PoE Port	24* 10/100Mbps POE PSE port	
LED indicators	Power Indicator: PWR(green).	
	Network and PoE Working Indicator: (green)	
Switch Architecture	Store and Forward	
Transmission model	IEEE802.3X full-duplex and Backpressure half-duplex	
Switch Performance	Backplane bandwidth	12.8Gbps
	Packet forwarding rate	7.2Mpps
	MAC address	4k
Power requirement	AC100-240V 50/60Hz	
ESD Protection	6KV ESD	
Dimension(WxDxH)	310mm x 180mm x 44.5mm(12.2in x 7.09in x 1.75in)	
Weight	<2.5kg	
Power over Ethernet (PoE) Specifications		
Network standard	IEEE802.3i 10 BASE-T	
	IEEE802.3u 100 BASE-TX	
	IEEE802.3x Flow Control	
	IEEE802.3af Power over Ethernet	
	IEEE802.3at Power over Ethernet	
	IEEE802.3az EEE	
PoE Standard	IEEE 802.3af Power over Ethernet/PSE	
	IEEE 802.3at Power over Ethernet Plus/PSE	
PoE Supply Type	1/2(+), 3/6(-) End-span	
PoE Power Output	Per Port 52V DC, 300mA. max. 15.4 watts (IEEE 802.3af)	
	Per Port 52V DC, 600mA. max. 30 watts (IEEE 802.3at)	
PoE Power budget	300W	
Environment		
Safety	FCC Part15 Class A,CE,RoHs	
Environment specification	Operating temperature: -20℃~55℃, operating humidity: 5%~95%	
	Storage temperature: -40℃~75℃, storage humidity: 5%~95%	

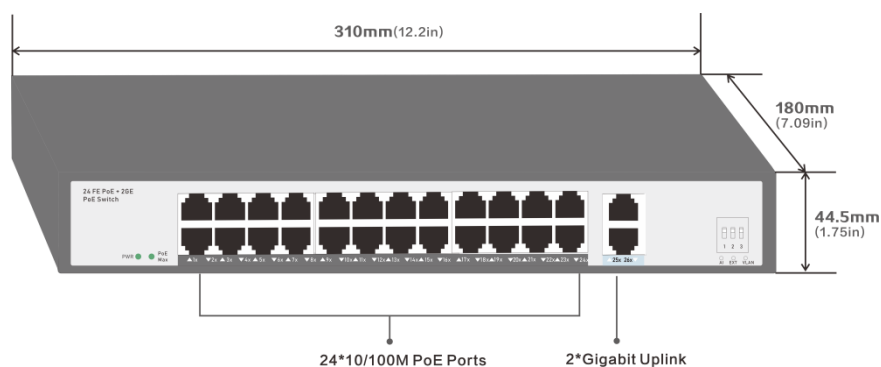
SP5200-24PFE2GE-AI

24-Port PoE Switch with 2 Gigabit Uplink

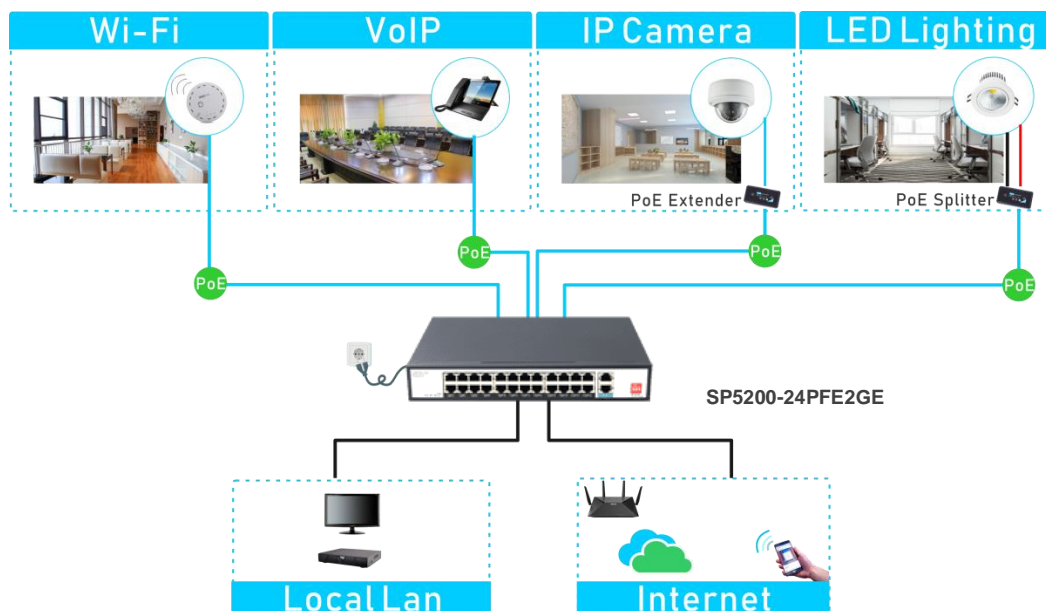
Interfaces



Structure Diagrams



Applications



Ordering Information

SP5200-24PFE2GE-AI

24 Ports 10/100Mbps PoE switch with 2 Gigabit Uplink,
6KV surge protection, IEEE802.3af/at