




16-Port 10/100Mbps PoE Switch with 2 1000M Uplink and 1 SFP



SP5200-16PFE2GE1GF-AI

802.3at
PoE+
802.3af

PoE
WatchDog

UTP
Extend
~250m~

Key Features:

Ports: Provide 16*10/100Mbps PoE ports and 2 *1000Mbps Uplink and 1*1000Mbps SFP port

PoE Standard: IEEE802.3af/at Power over Ethernet (PoE) Compliant

Total Power: Total power budget of 200W and 30W for all single PoE ports

AI Mode: automated PD monitoring and real-time PoE status.

Extend Mode: Extend PoE up to 250m on one single cable

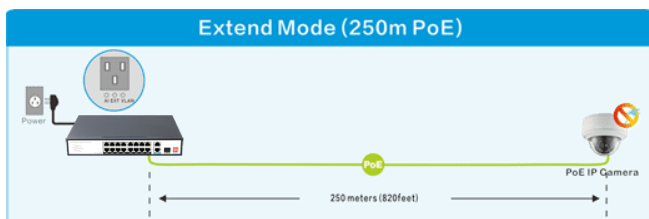
VLAN Mode: features port-based VLAN function that helps to prevent the IP camera's multicast or broadcast storm from influencing each other.

Wide Application: Designed for Wifi AP and IP Security camera.VoIP etc

Surge protection: Protect the device from lightning surges and others electrical hazards

Versatile PoE Port

Featuring 16* 10/100Mbps PoE ports which support IEEE802.3af/at standard and 2 * 1000Mbps Uplink and 1 SFP ports. the Benchu Group PoE switch provides Maximun power budget of 200W and 30W for single PoE ports sepectively,allowing users to have several different Networking products configured

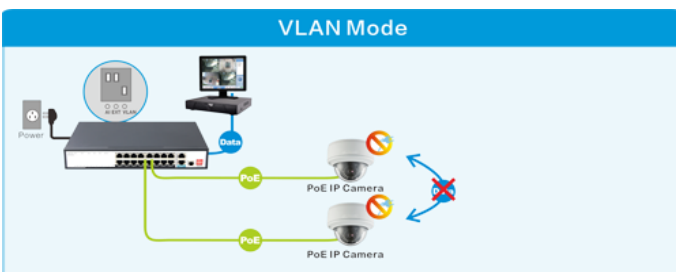



Flexible Extend Mode

With the extend mode, the PoE Switch Series is able to offer more flexible choices for long range transmission, extending the distance up to 250m, which is greatly helpful to bring better user experience.

AI Mode Powered Device Alive Check

The PoE Switch adopts not only PoE technology, but also automated PD monitoring and real-time PoE status. It also will greatly enhance the network reliability in that the PoE port will reset the PD power, thus reducing administrator's management burden.



VLAN Mode

The "VLAN" operation mode features port-based VLAN function that helps to prevent the IP camera's multicast or broadcast storm from influencing each other.

SP5200-16PFE2GE1GF-AI

16-Port PoE Switch with 2 Gigabit Uplink and 1 SFP

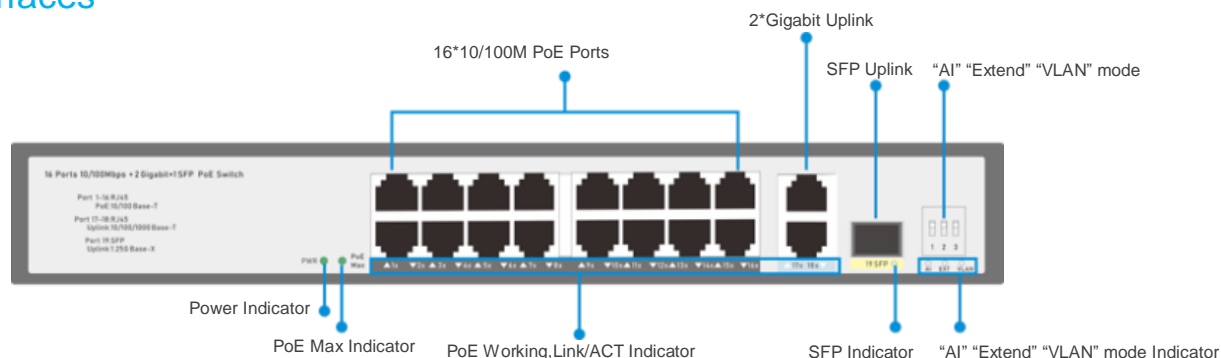
Technical Datasheet

Model	SP5200-16PFE2GE1GF	
Hardware Specifications		
Connector	16* 10/100BASE-T RJ45 auto MDI/MDIX ports	
	2* 10/100/1000BASE-T RJ45 auto MDI/MDIX ports	
	1* 1000 Base-X SFP Slots	
PoE Port	16* 10/100Mbps POE PSE port	
SFP	Singe fiber/Dual fiber supported. Distance vary the module	
Thermal Fan	Fanless Design	
LED indicators	Power Indicator: PWR(green).	
	Network Indicator: Link(yellow)	
	PoE Working Indicator: PoE(green)	
Switch Architecture	Store and Forward	
Transmission model	IEEE802.3X full-duplex and Backpressure half-duplex	
Switch Performance	Backplane bandwidth	9.2Gbps
	Packet forwarding rate	6.85Mpps
	MAC address	4k
Power requirement	AC100-240V 50/60Hz	
ESD Protection	6KV ESD	
Dimension(WxDxH)	310mm x 180mm x 44.5mm(12.2in x 7.09in x 1.75in)	
Weight	<2kg	
Power over Ethernet (PoE) Specifications		
Network standard	IEEE802.3i 10 BASE-T	
	IEEE802.3u 100 BASE-TX	
	IEEE802.3x Flow Control	
	IEEE802.3af Power over Ethernet	
	IEEE802.3at Power over Ethernet	
	IEEE802.3az EEE	
PoE Standard	IEEE 802.3af Power over Ethernet/PSE	
	IEEE 802.3at Power over Ethernet Plus/PSE	
PoE Supply Type	1/2(+), 3/6(-) End-span	
PoE Power Output	Per Port 52V DC, 300mA. max. 15.4 watts (IEEE 802.3af)	
	Per Port 52V DC, 600mA. max. 30 watts (IEEE 802.3at)	
PoE Power budget	200W	
Environment		
Safety	FCC Part15 Class A,CE,RoHs	
Environment specification	Operating temperature: -20℃~55℃， operating humidity: 5%~95%	
	Storage temperature: -40℃~75℃， storage humidity: 5%~95%	

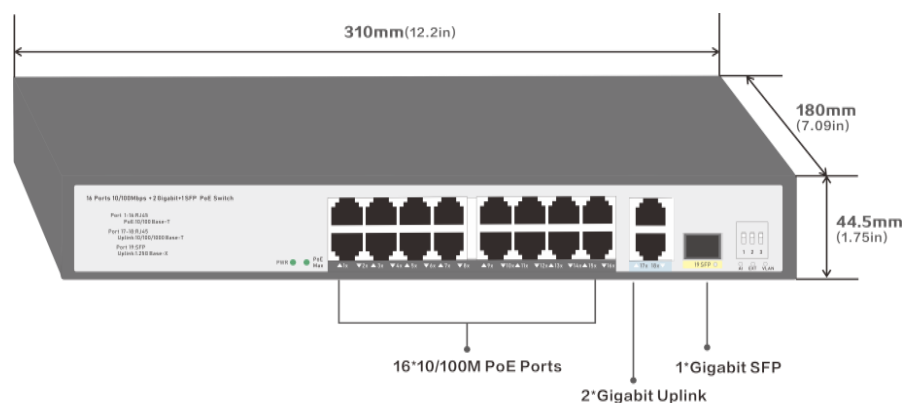
SP5200-16PFE2GE1GF-AI

16-Port PoE Switch with 2 Gigabit Uplink and 1 SFP

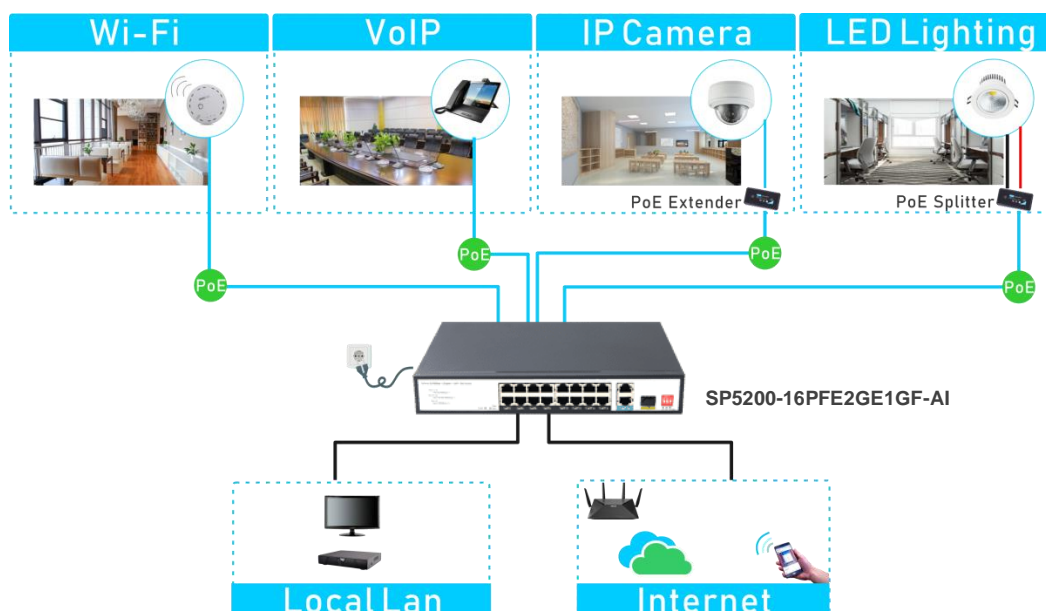
Interfaces



Structure Diagrams



Applications



Ordering Information

SP5200-16PFE2GE1GF-AI

16 Ports 10/100Mbps PoE switch with 2 Gigabit Uplink and 1 SFP, 6KV surge protection, IEEE802.3af/at