



## 4-Port 10/100/1000Mbps Industrial Unmanaged Ethernet Switch with 2 SFP Uplink



DIN  
Rail



IES7211-4GE2GF-DC

### Key Features:

**Ports:** Provide 4\*10/100/1000Mbps Ethernet ports with 2\* 1000Mbps SFP

**Self-adaption:** RJ45 port supports 10/100/1000Mbps Auto MDI/MDIX

**Industrial Installation:** Din Rail mounting installation

**Wide Application:** Designed for Railway, traffic etc some Industrial environment

**Surge protection:** Protect the device from lighting surges and others electrical hazards

**Working Temperature:** -40 to 85 degrees operating temperature

**Considerate Design:** IP40 Industrial enclosure

**Easy to use:** Plug and play, No configuration required

### Environmentally Hardened Design

With the **IP40** metal industrial case which provides a high level of immunity against electromagnetic interference and heavy electrical surges, Being able to operate under the temperature range from **-40 to 85 degrees C**, the IES7211-4GE2GF-DC can be placed in almost any difficult environment.



### Dual Power input for High Availability Network

Featuring a strong dual power input system with wide-ranging voltages (12V~54V DC) incorporated into customer's automation network to enhance system reliability and uptime which make the installation more flexible and convenient.

### Surge Protection Design

provides contact discharge of  $\pm 8\text{KV}$  DC and air discharge of  $\pm 15\text{KV}$  DC for Ethernet ESD protection. It also supports  $\pm 6\text{KV}$  surge immunity to improve product stability and protects users' networks from devastating ESD attacks, making sure the flow of operation does not fluctuate.



### Gigabit SFP Uplink Port

With two SFP module slot available, the SFP uplink port is ideal for connecting the switch to the network's backbone, providing more than enough bandwidth and stability for ultra high speed data transferring, Beside the SFP can transmittes the date with Max 100Km distance with more economic solution.

# IES7211-4GE2GF-DC

## 4-Port 10/100/1000Mbps Industrial Ethernet Switch with 2 SFP

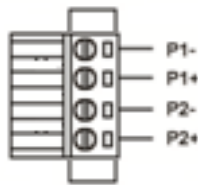
### Technical Datasheet

Model	IES7211-4GE2GF-DC		
Hardware Specifications			
ports	4* 10/100/1000BASE-T RJ45 auto-MDI/MDI-X ports 2* 1000Mbps SFP Slot		
Connector	Removable 4-pin terminal block Pin 1/2 for Power 1; Pin 3/4 for Power 2		
LED Display	Power Indicator: PWR(green).Network Indicator: Link(yellow) SFP: Green		
Power requirements	12~54V DC		
Power Consumption	Less than 3 Watts		
Switch Performance	Backplane bandwidth		20Gbps
	Packet forwarding rate		8.93Mpps
	MAC address		8k
	Flow control	Back pressure for half duple. IEEE 802.3x pause frame for full duplex	
Enclosure	IP40 Metal case		
ESD Protection	6KV ESD		
Dimension(W x D x H)	38 x 95 x 135mm (1.5in x 3.74in x 4.65in )		
Weight	0.4Kg		
Standard	Specifications		
Network standard	IEEE802.3i 10 BASE-T		
	IEEE802.3u 100 BASE-TX		
	IEEE802.3ab 1000BASE-T		
	IEEE802.3x Flow Control		
	IEEE802.3az EEE		
Power Input	DC 12V~54V		
Environment			
Environment specification	Operating temperature: -40℃~85℃， operating humidity: 5%~95%		
	Storage temperature: -40℃~85℃， storage humidity: 5%~95%		
Warranty	5 Years		

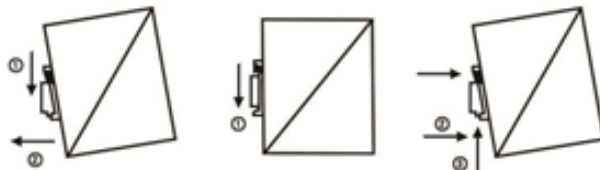
# IES7211-4GE2GF-DC

## 4-Port 10/100/1000Mbps Industrial Ethernet Switch with 2 SFP

### Power Terminal

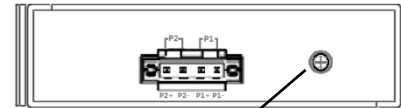


- ◆ 4-pin 3.81mm-spacing plug-in terminal
- ◆ 12V-54VDC wide voltage input
- ◆ P1&P2 dual power input
- ◆ Reverse protection



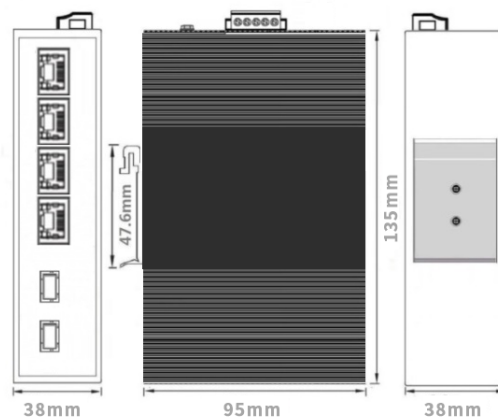
### Din-Rail

### Earth Protection

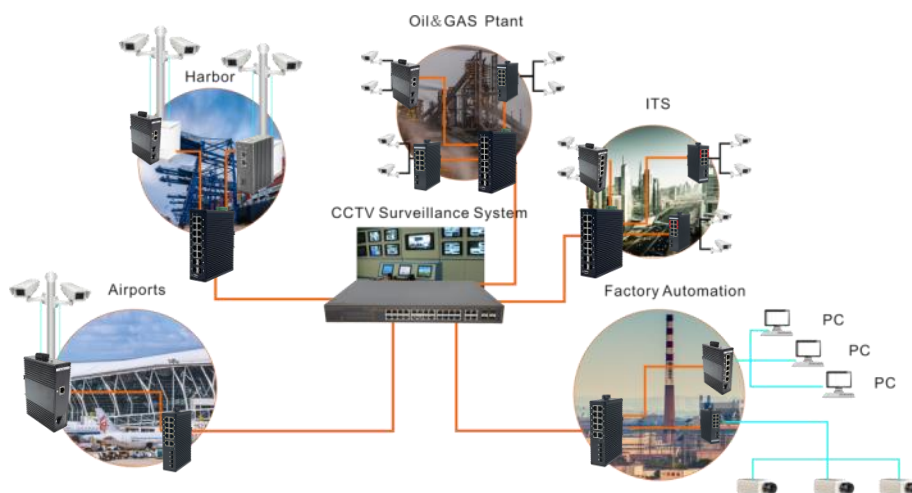


Ground screw

### Mechanical Drawing



### Applications



### Ordering Information

IES7211-4GE2GF-DC	4 Ports 10/100/1000Mbps Industrial Unmanaged Ethernet Switch With 2 SFP,Din rail
-------------------	--